



# Gyro Compass System

Standard 22





# Gyro Compass System

## Standard 22

*Standard 22 is the most popular Gyro Compass in the market – due to its performance and reliability.*

Standard 22 uses sophisticated Gyro Compass technology based on 100 years of experience. Operational safety was dramatically increased due to a patented data transmission technology that completely replaces the use of slip rings.

The new Standard 22 combines proven technology and long maintenance periods with most advanced features. A secure investment in your ship – for a long time.

Standard 22  
Gyro compass



## Features

Besides the main function as a heading sensor, the Standard 22 Gyro Compass System offers many features that provide additional value and make the day-to-day work easier. The Gyro Compass Standard 22 comes with automatic speed / latitude error correction. Values for speed and latitude are provided by sensors or entered manually via the operator unit.

When using «Quick Settling» mode, the heading information is provided within just one hour after switching on.

The integrated course monitor compares the heading information from up to four different compasses. An alarm is given if a user-defined threshold is exceeded.

In case of a gyro compass system alarm, the system switches automatically to another compass as defined by the user. The central alarm reset function allows a remote acknowledgment of audible alarms meaning that an audible alarm of the Standard 22 can be muted directly at the operator unit or remotely via a central alarm panel.

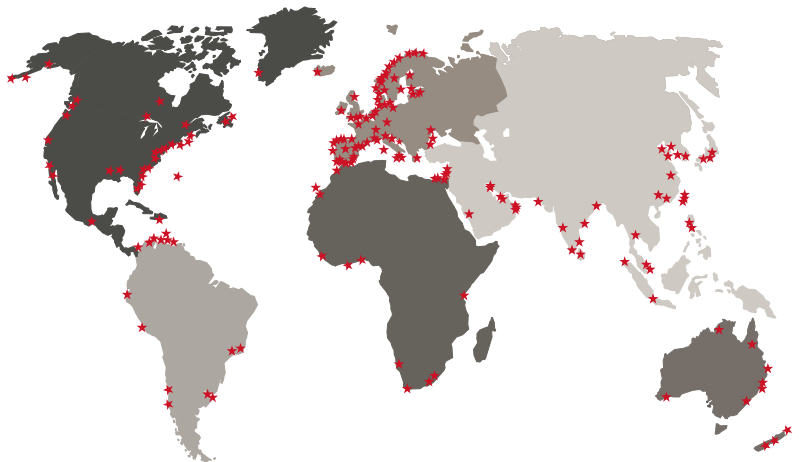
## Approved Technology

The Gyro Compass Standard 22 has been type approved in accordance to the International Maritime Organisation (IMO) standards. In addition the Standard 22 System has been approved to the High-Speed Craft Code and as a rate-of-turn sensor with an accuracy according to IMO.

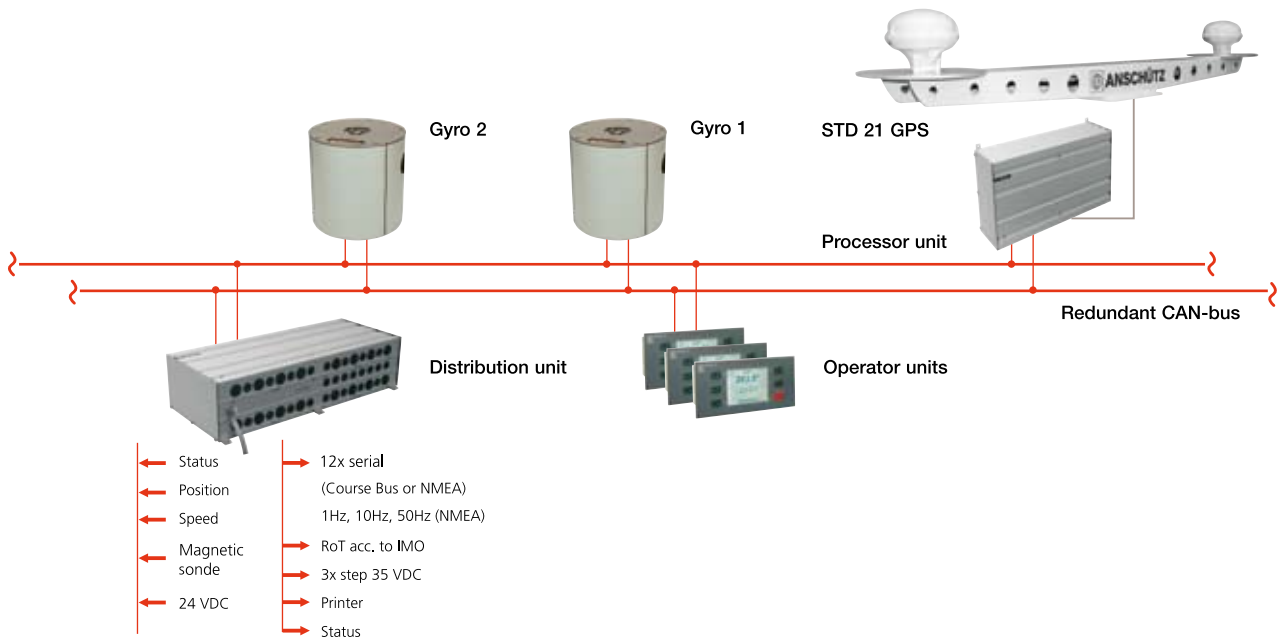
## Products

The Standard 22 Gyro Compass is a modular system that was designed to meet the individual requirements of our customers. The system consists of the gyro compass, an operator unit and a distribution unit. Up to three gyro compasses can be connected to a system. A magnetic compass, the Standard 21 GPS Compass and an external rate-of-turn gyro can be integrated as additional sensors.

Raytheon Anschütz also offers a fully redundant Gyro Compass System that complies to DNV NAUT-AW, NAUT-OC, and NAUT-OSV. This system consists of 2 gyro compasses, 2 operator units, 2 distribution units and one change-over unit. No single failure in this system will cause loss of heading information to the connected equipment.



★ More than 200 Service Stations all around the world



Operator unit



Steering repeater compass



Distribution unit



## Benefits

- High accuracy of 0.1 degrees
- Quick Settling reduces the settling time to 1 hour
- Manual and automatic speed / latitude error correction
- Compass monitor and selector with automatic switch-over (configurable)
- Central alarm reset
- Integration of magnetic compass, Standard 21 GPS Compass and external rate-of-turn gyro
- Short installation time and long maintenance periods
- Rate-of-turn gyro with an accuracy according to IMO
- IMO approved for standard and High-Speed Crafts
- Modular product range to meet individual requirements – from a single gyro compass to the fully redundant gyro compass system
- Integrates seamlessly into your system environment due to a multitude of interfaces and formats

## Accessories

- Self aligning steering repeater with source indication
- Self aligning bearing repeater with source indication
- Digital repeater
- Multi display
- Different casings for IP44 and IP 56
- Course and rudder angle printer
- Course transducers for retrofit solutions

## Technical Data

### Accuracy

Settle point error:  $\pm 0.1^\circ \text{secLat.}$ , RMS  
 Static error:  $\pm 0.1^\circ \text{secLat.}$ , RMS  
 Dynamic error:  $\pm 0.4^\circ \text{secLat.}$ , RMS  
 (periodic roll and pitch+horizontal acceleration)  
 $\text{secLat.} = 1/\cos \text{Latitude}$

### Supply voltage

24 V DC (18 – 36 V DC)

### Power consumption

60 W to 120 W (start-up) sensor unit  
 36 W distribution unit  
 5 W operator unit  
 7 W per analogue repeater

### General data

Permissible ambient temperature  
 Operation:  $-10^\circ \text{C}$  to  $+55^\circ \text{C}$   
 Storage:  $-25^\circ \text{C}$  to  $+70^\circ \text{C}$   
 without supporting liquid  
 Settling time: 1 h ( $< 3^\circ$ ) with  
 «Quick settling»  
 Rate of follow-up: admissible rate-of-turn of  
 the ship is unlimited  
 Permissible roll  
 and pitch angle:  $\pm 45^\circ$

### Signal outputs

- 12x RS 422 individually configurable  
 as course bus or NMEA 0183
- 3x step, 6 steps/degree, 35 V DC  
 common + or –, total power  $\leq 15 \text{ W}$
- 1x RS 232C for course printer
- Rate-of-Turn  $\pm 10 \text{ V DC}$   
 RoT 30°, 100°, 300°

### Alarms

Built-in alarms: power failure, gyro failure  
 system failure  
 Alarm outputs: potential-free relay contacts  
 Central alarm reset

### In accordance with

IMO A.424(XI), A.694(17), A.526(13), A.821(19)  
 EN/IEC 60945, EN/ISO 8728, EN/IEC 61162

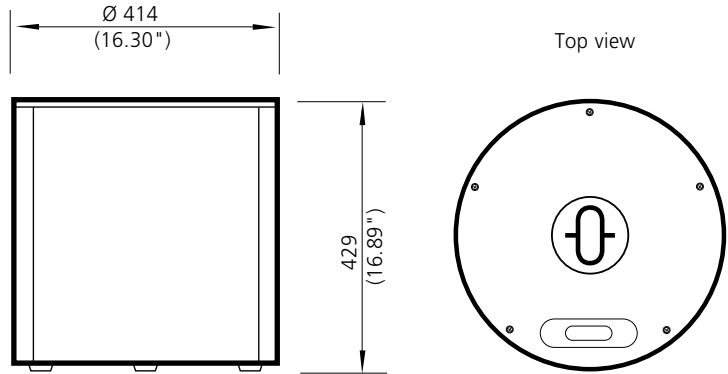
### Weight

Master compass: 17.5 kg  
 Distribution unit: 5 kg  
 Operator unit: 1.5 kg

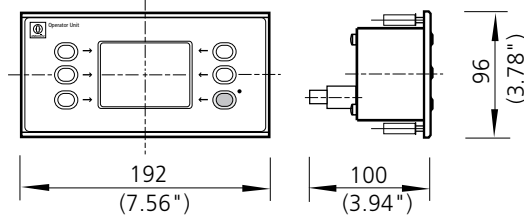
### Type of enclosure acc. to IEC/EN 60529

Gyro compass: IP 23  
 Operator unit: IP 23 / IP 56 Front sided  
 Distribution unit: IP 22

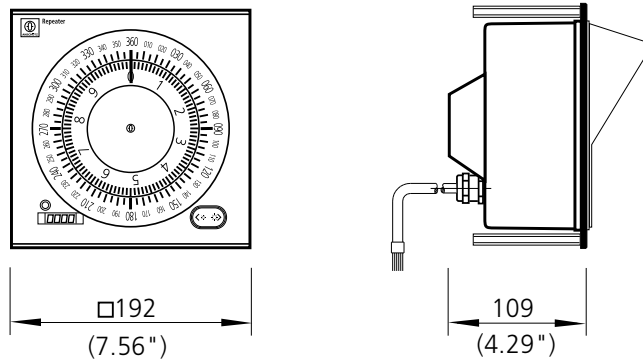
### Gyro compass STD 22



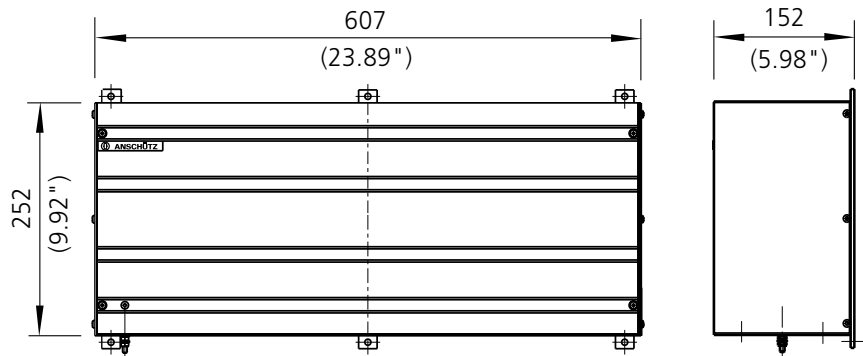
### Operator unit



### Steering repeater compass



### Distribution unit



Subject to change due to technical developments without notice.