



FURUNO®

Inmarsat-C MOBILE EARTH STATION Model FELCOM 15

- Full coverage of Inmarsat-C services: EGC, Internet E-mail, distress message handling, polling, and data reporting
- General data exchange, telex, etc.
- GMDSS compliant with optional printer, AC/DC power supply unit
- Shipborne LAN connection by Ethernet 10Base-T
- 10.4" COLOR LCD Display Unit for improved legibility of incoming and outgoing messages
- GPS position reporting
- Remote distress alert unit
- Two component system allows easy installation
- Optional software for Windows PC to run E-mail/Telex
- Optional internal GPS module



The FELCOM 15 is FURUNO's new Inmarsat-C Mobile Earth Station. It provides a high quality two-way telex and data link between ships and other parties at sea or on land. All functions and services of the Inmarsat-C system are provided: EGC (Safety NET™/FleetNET™), distress message handling, two-way digital store-and-forward messaging including polling, data reporting, E-mail, etc.

Distress alert are initiated by the remote distress alert unit. The distress message including own ship's position is easily edited. A PC can be used for editing the message via Ethernet when it is supplied with dedicated software.

The FELCOM 15 consists of an antenna and display unit with keyboard. The display unit embodies a 10.4" color LCD and processor unit. The distress alert button is incorporated in the display for emergency. Data files and utility program on floppy disks are easily loaded into the processor through the front loading disk drive in the display unit. The compact design of display unit and omni-directional antenna unit offer space-saving installation. An optional GPS module is available for position reporting without operator's intervention. GMDSS compliance can be achieved by adding a printer and a AC/DC power supply unit.



The future today with FURUNO's electronics technology.

FURUNO ELECTRIC CO., LTD.

9-52 Ashihara-cho, Nishinomiya City, Japan Telephone: +81 (0)798 65-2111
Telefax: +81 (0)798 65-4200, 66-4622 URL: www.furuno.co.jp

Catalogue No. W-3247

TRADE MARK REGISTERED
MARCA REGISTRADA

SPECIFICATIONS OF FELCOM 15

Rule and Regulations

Complies with IMO Res. A.807 (19) Inmarsat-C, A.664 (16) EGC Performance Standards, A.694 (17) General requirements, MSC.68 (68), MSC/Circ 862, MSC 55/25 Inmarsat, IEC 61097-4 Inmarsat-C/EGC

Class identification

Felcom 15 is Class 2 Inmarsat-C SES

(For info Class 0: EGC, Class 1: Basic SES, Class 2: Basic SES + EGC, Class 3: Basic SES + independent EGC)

Inmarsat-C services supported

- EGC receiving (SafetyNET™, FleetNET™)
- Distress message handling
- Two-way, digital store-and-forward message handling: Telex, FAX (PSTN), Internet E-mail, X.25 (PSDN), X.400 (MHS), Closed Network (DNID), Special Access Code
- Polling, Data Reporting

SafetyNET™ Frequency Scan

Automatic scan of NCS common channels locking on first received CES. Manual selection of another NCS possible.

Frequency

TX: 1626.5 - 1646.5 MHz
RX: 1530.0 - 1545.0 MHz

Channel Spacing

5 kHz

Modulation

BPSK 600/1200 symbols/s

Output Power

17 W at final amplifier

Editing

Message editing, File protection by password, Easy editing by cut, paste, copy, search and replace commands

File Management

Adding, modifying and deleting, List and print files, Available memory count, Transferring data between memory and floppy disk

Utility Programs

System status indication, System diagnostic, Performance verification test (PVT), Commissioning sequence, Station list, Log book

Interface

RS-232C 1 port for EGC printer, PC
Ethernet 10Base-T 1 port for PC or LAN
IEC 61162: 1 port
BWC, BWR, DBT, GGA, GSV, GLL, MTW, RMA, RMB, RMC, WPL, VDR, VTG, ZDA

Display Unit IC-215

Display: 10.4" color LCD (207 x 160 mm)
Message: 72 characters/line, 25 lines/screen

Printer PP-510

Mandatory for EGC operation as required by IMO Res. A.664 (16).
Printing paper: Plain, rolled, impact dot, 216 mm wide, 80 characters/line

Power Supply Environment

12-24 VDC, 160 W (TX), 75 W (RX)

(IEC 60945 test method)

Temperature: -15°C to +55°C (Protected units)
-25°C to +70°C (Exposed units)

Equipment List

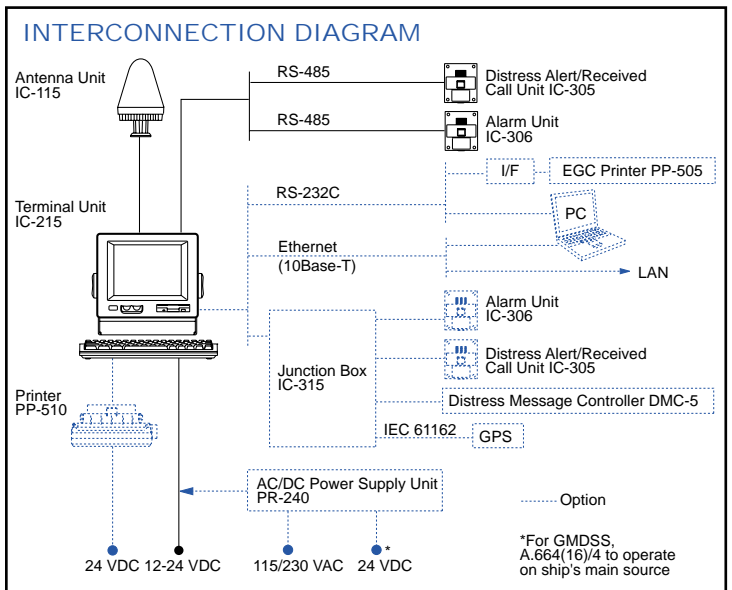
Standard

- | | |
|--|--------|
| 1. Antenna Unit with 30 m Cable | 1 unit |
| 2. Terminal Unit with Keyboard | 1 unit |
| 3. Distress Alert/Received Call Unit | 1 unit |
| 4. Alarm Unit | 1 unit |
| 5. Installation Materials and Spare Part | |

Option

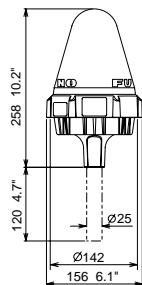
1. Junction Box IC-315
2. GPS Board Kit OP16-24
3. Printer PP-510
4. Software for PC
5. Antenna Cable 8D-FB-CV (50 m), 12D-FB-CV (100 m)
6. AC/DC Power Supply Unit PR-240*

* Required for EGC, IMO Res. A.664 (16)/4 to operate on ship's mains



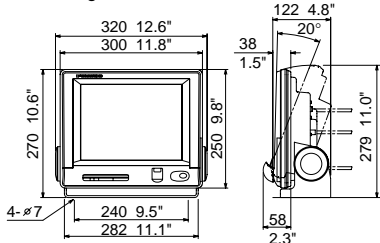
Antenna Unit IC-115

1.4 kg 3.1 lb



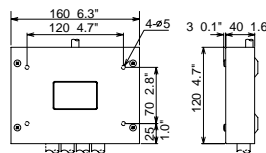
Terminal Unit IC-215

4.5 kg 9.9 lb



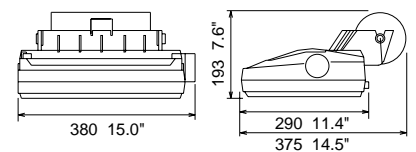
Junction Box IC-315

0.7 kg 1.5 lb



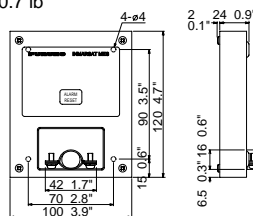
Printer PP-510

3.3 kg 7.3 lb



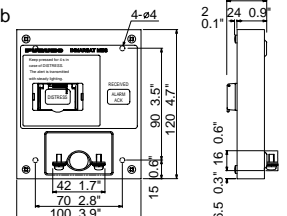
Alarm Unit IC-306

0.3 kg 0.7 lb



Distress Alert/Received Call Unit IC-305

0.36 kg 0.8 lb



SPECIFICATIONS SUBJECT TO CHANGE WITHOUT NOTICE

FURUNO U.S.A., INC.
Camas, Washington, U.S.A.
Phone: +1 360-834-9300 Telefax: +1 360-834-9400

FURUNO (UK) LIMITED
Denmead, Hampshire, U.K.
Phone: +44 2392-230303 Telefax: +44 2392-230101

FURUNO FRANCE S.A.
Bordeaux-Mérignac, France
Phone: +33 5 56 13 48 00 Telefax: +33 5 56 13 48 01

FURUNO ESPANA S.A.
Madrid, Spain
Phone: +34 91-725-90-88 Telefax: +34 91-725-98-97

FURUNO DANMARK AS
Hvidovre, Denmark
Phone: +45 36 77 45 00 Telefax: +45 36 77 45 01

FURUNO NORGE A/S
Ålesund, Norway
Phone: +47 70 102950 Telefax: +47 70 127021

FURUNO SVERIGE AB
Västra Frölunda, Sweden
Phone: +46 31-7098940 Telefax: +46 31-497093

FURUNO SUOMI OY
Helsinki, Finland
Phone: +358 9 341 7570 Telefax: +358 9 341 5716

02113N Printed in Japan